



# Port of New York & New Jersey

# The Port Authority of New York & New Jersey

*Established April 30, 1921*

- Nation's first bi-state agency
- 12-member Board of Commissioners appointed by Governors of NY & NJ (6 each)
- Financially self-supporting entity
- Builds, operates and maintains many of the most important transportation and trade infrastructure assets in the country through air, land, rail, and sea.

## **Our Mission Is to Keep the Region Moving.**

Meet the critical transportation infrastructure needs of the bistate region's people, businesses, and visitors by providing the highest quality and most efficient transportation and port commerce facilities and services to move people and goods within the region, provide access to the nation and the world, and promote the region's economic development.

# Port Department

## *Core Functions*

- Develop and maintain all Port facility common areas and marine terminals
- Manage and deliver Port capital initiatives
- Promote Port facilities as the premier cargo gateway port on the East Coast
- Oversee the leasing, administration, and facilitation of improvements and initiatives including management of Port's real estate assets
- Undertake planning and innovative thinking



# More Than Containers

- 3 Auto Processors
- 2 Passenger Cruise Terminals
- Various bulk and breakbulk cargo including salt, scrap metal, Belgian block, edible oils, juice, and cement
- Project cargo and heavy lift capabilities
- NYNJ Rail
- Warehousing and distribution, trucking, and numerous maritime support industries



# 2023 by the Numbers

#2 Port in the United States for total loaded TEU's

7.8 Million TEUs

629,193 Rail Lifts

366,796 Autos

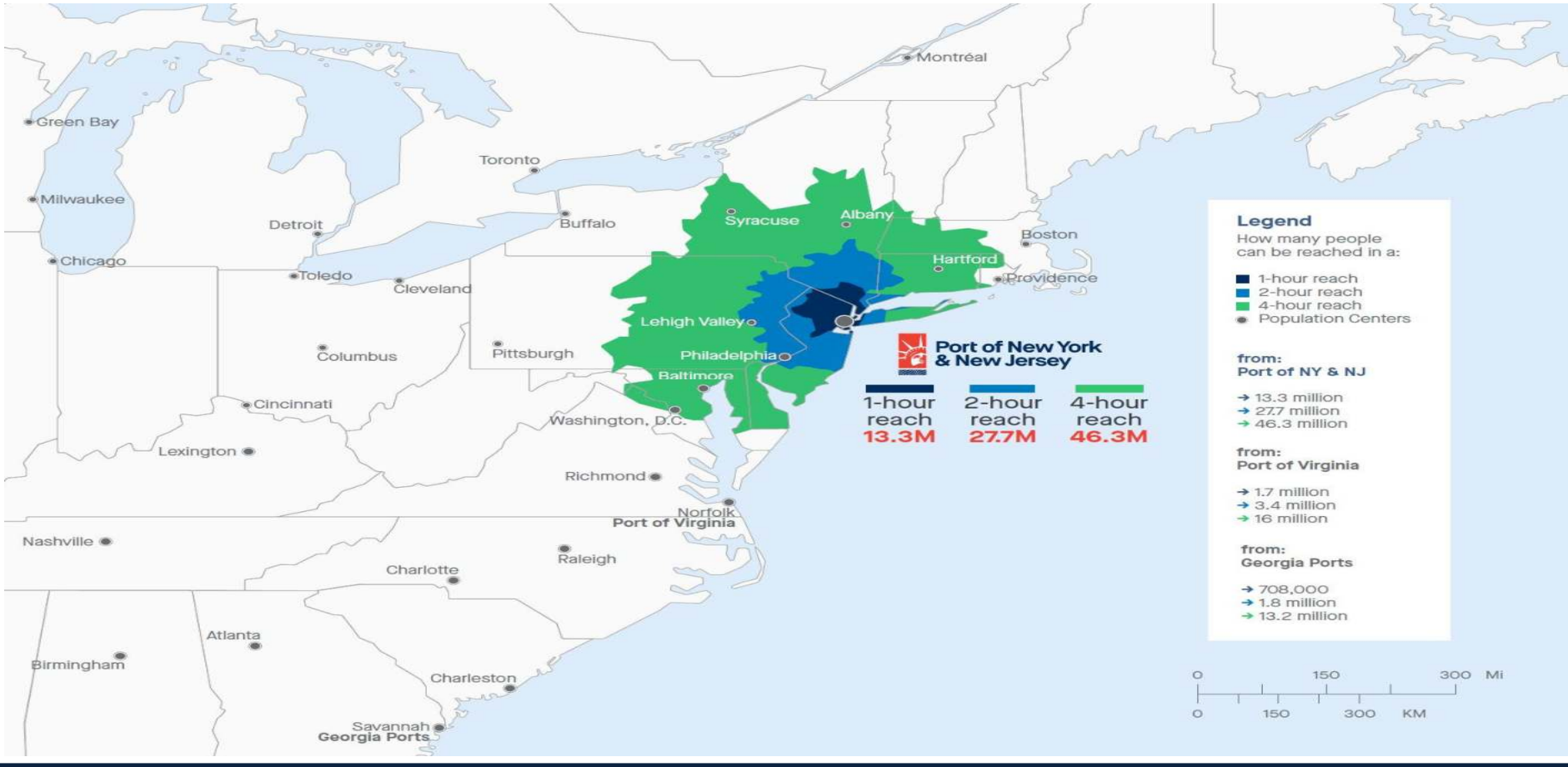


1,181,487  
Cruise Passengers



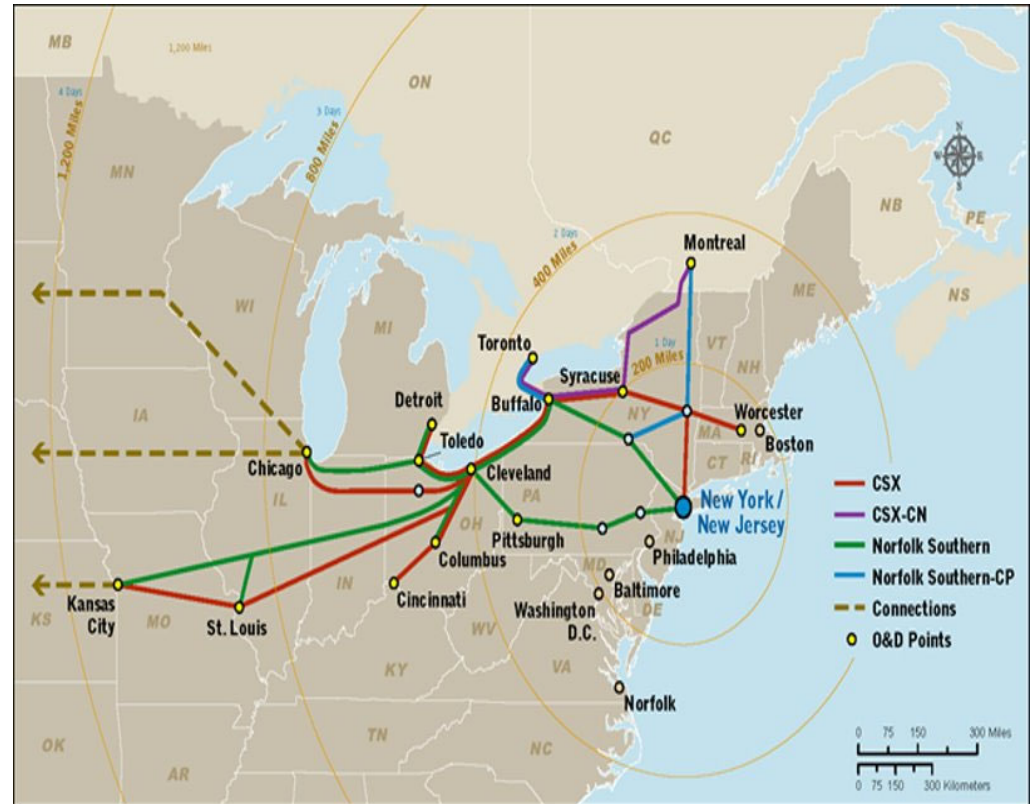
3.1 Million Metric  
Tons of Bulk Cargo

# Greater Access to Consumers



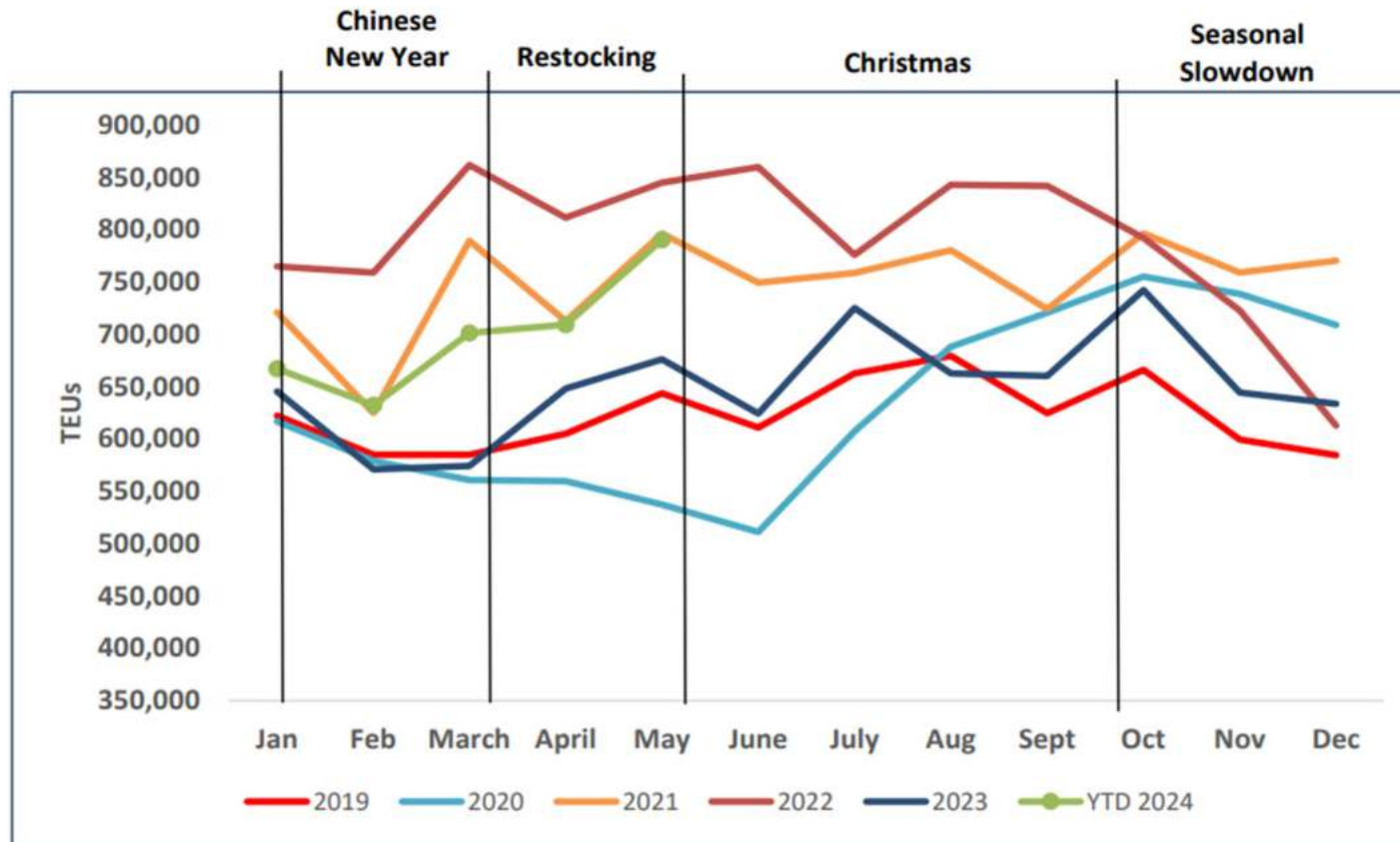
# Greater Access to Key Inland Markets

- \$600M rail program
- Four on-dock ExpressRail facilities serving all six marine terminals
- Two Class I railroads, CSX and Norfolk Southern
- 1.5 million annual lift capacity with over 50 destinations
- 629,193 rail lifts in 2023
- Southbound Connector Project will increase throughput capacity and network efficiency



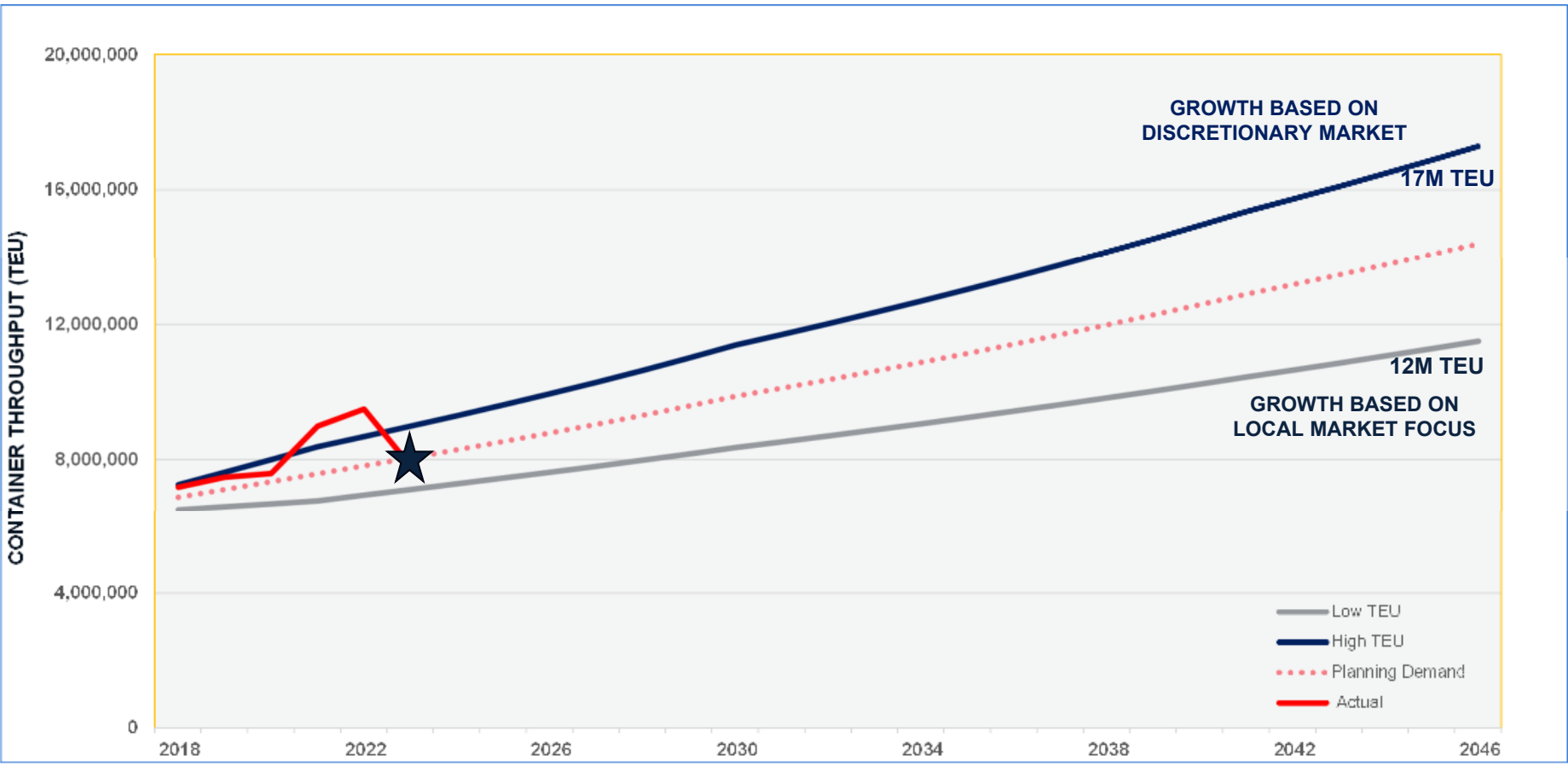
# Normalized Volume Growth & Seasonality

2024 Volumes 15.1% Higher Compared to Pre-Pandemic 2019 Volumes YTD





# 2023 Volumes Align with Port Master Plan Forecast



# Port Stakeholder Outreach

- Over 1 billion square feet of industrial Warehousing and Distribution space within 50 miles of the Port of New York and New Jersey, average of 65,000 weekly truck visits
- 37 Operators within Foreign-Trade Zone 49, employing over 6,000 local workers.
- Building relationships to share with prospective port customers / shippers – Trucking & Warehouse Directories
- Provide operational updates to ensure off-port fluidity



**Port of New York & New Jersey**

**Location of the Warehouse Spaces**

Interested in being added to this list?  
Scan this QR code.

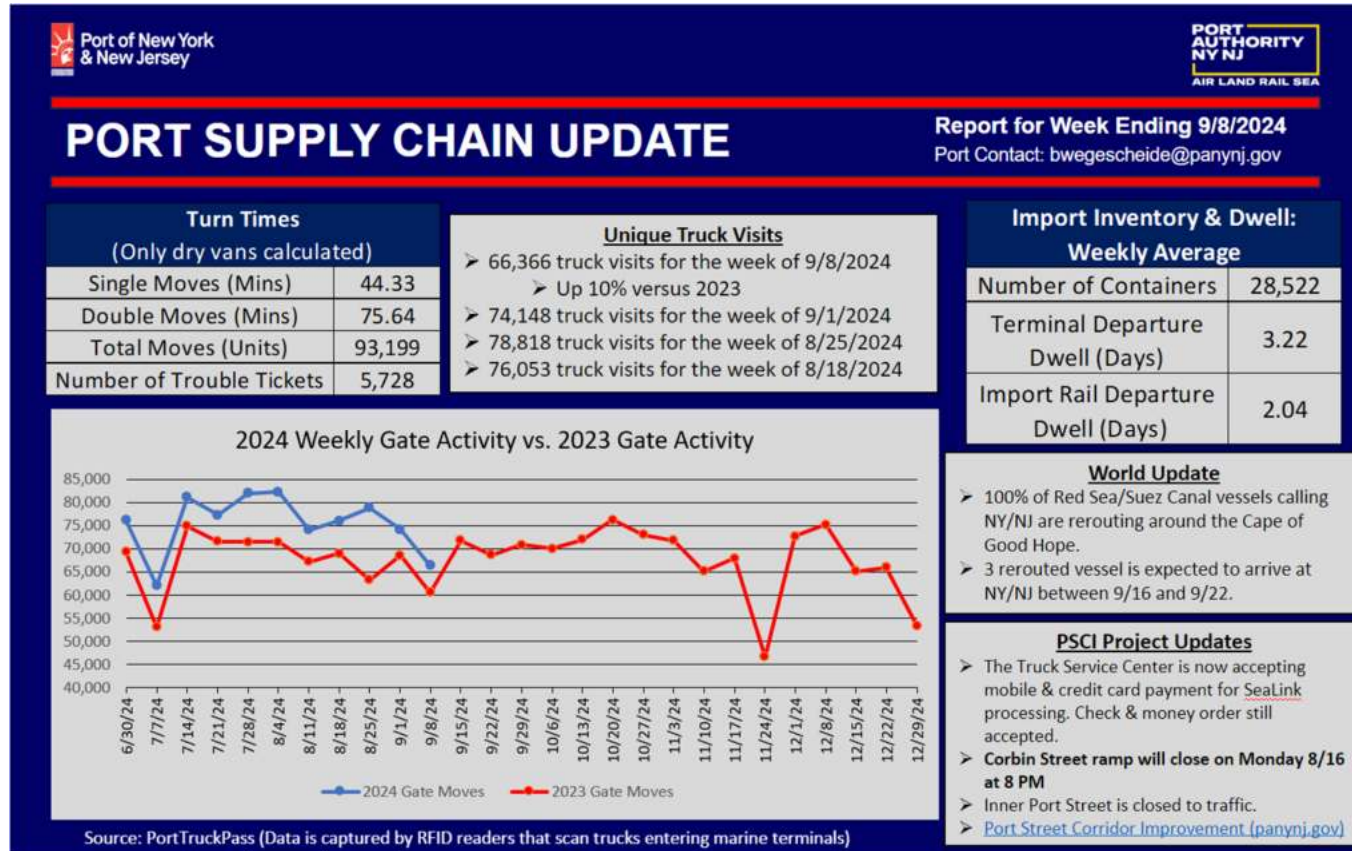
Questions?  
Contact: Elizabeth Langmaid  
[elangmaid@panynj.gov](mailto:elangmaid@panynj.gov)



Distance from Port (miles)	Fleet Size	Overseas	Over the Road	Refrigerated Cargo	Overseas	IN/OUT	Storage	Trailer	Outer Storage	Flaking	LL	Specialty Services and Storage	Inter-Warehouse	Electric Charging Infrastructure
<5	50-100													
<100	50-100													
<25	100+													
<5	50-100													
<5	100+													
<25	eleven-starty													
<25	<50													
<5	25-50													
<5	25-50													
<5	eleven-starty													
<5	50-100													
<10	<50													
<10	25-50													
<5	eleven-starty													

# Enhanced Data Visibility

- Continued focus on Port customers' needs & relevant industry updates
- Joint effort between the PANYNJ, the Shipping Association of NY & NJ and marine terminal operators
- Stakeholders surveyed to identify metrics most relevant to support their operations
- Daily Average Turn Times and Weekly Import Container Dwell most requested



# Why Choose the Port of NY & NJ?

## ACCESS

- Access to 46.3 million consumers within a 4-hour drive
- 1 billion square feet of warehouse and distribution space within 50 miles
- 45 weekly ocean carrier services
- Over 75% first port of call for ships calling the U.S. East Coast

## CAPABILITIES

- 7.8 million TEUs handled in 2023
- 29,000 feet of berths for container business
- Over 75 STS cranes, 1,200 units of additional CHE and almost 5,500 reefer plugs
- Ability to handle >18,000 TEU vessels
- Capable of handling nine 14,000 TEU vessels at once

## CAPACITY

- 5 marine terminals
- Port-wide intermodal ExpressRail system
- 1.5 million annual rail lift capacity
- Truck fleet of 9,000 frequent callers
- Port Master Plan

## IMPROVEMENT

- \$3 billion from marine terminal operators over a 15-year period
- Berth improvements
- Raised Bayonne Bridge
- Harbor Deepening
- Roadway enhancements
- Technology initiatives



# Port of New York & New Jersey

**Thank You!**

[www.portnynj.com](http://www.portnynj.com)

